

Freestanding



4 Sided Domes

The 4 Sided Dome maximizes limited floor space and defines an exhibit area by enclosing a display, theatre, or meeting area. The Dome is available in two standard sizes. Visors, Zip-In Walls and Connectors are available options for the Indoor Dome. Connectors allow you to attach two Indoor Domes together.

A lightweight **snap together frame** and easy to **zip on fabric** means the whole structure takes between 20 - 30 minutes to build from start to end.

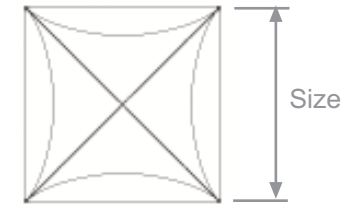
Full Colour Print for strong branding.

Supplied with full instructions and hard wearing bag for multiple re-use.


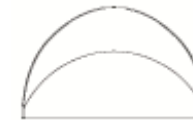
For a costing for this item, find out delivery times or any other information call us on: **0870 609 0051**.



Plan View



Front View



Isometric View

Available Sizes

Size (mm)	Weight	Visors Weight	Connectors Weight
3050	28kg	28 kg	6.4 kg
6100	48kg	48 kg	10.4 kg

Detailed drawing available on request